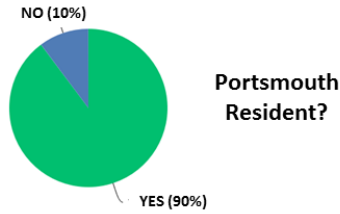
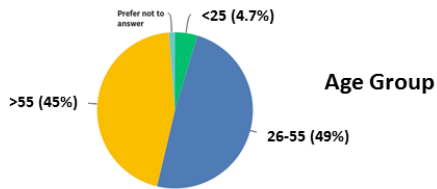


Attachment A Response Data

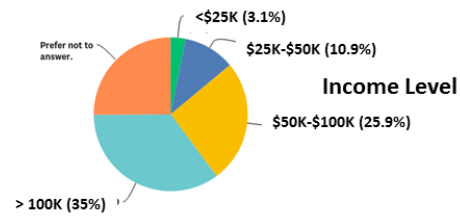
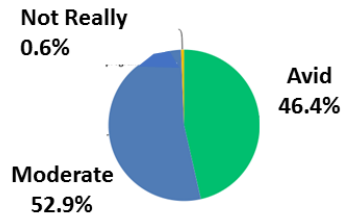
Summary of Respondents



678 - Total Respondents
573 - Online 573
105 - Paper
Confidence Level >95%
Confidence Interval <5%



Environmental Supporter?



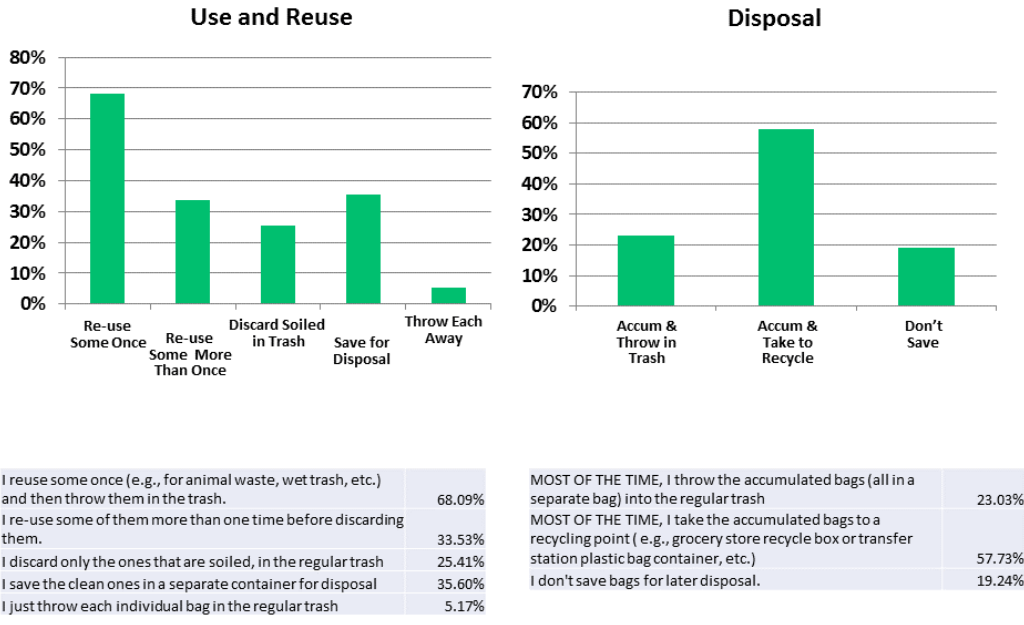
Q1&2 – Do You Take Reusable Bags?



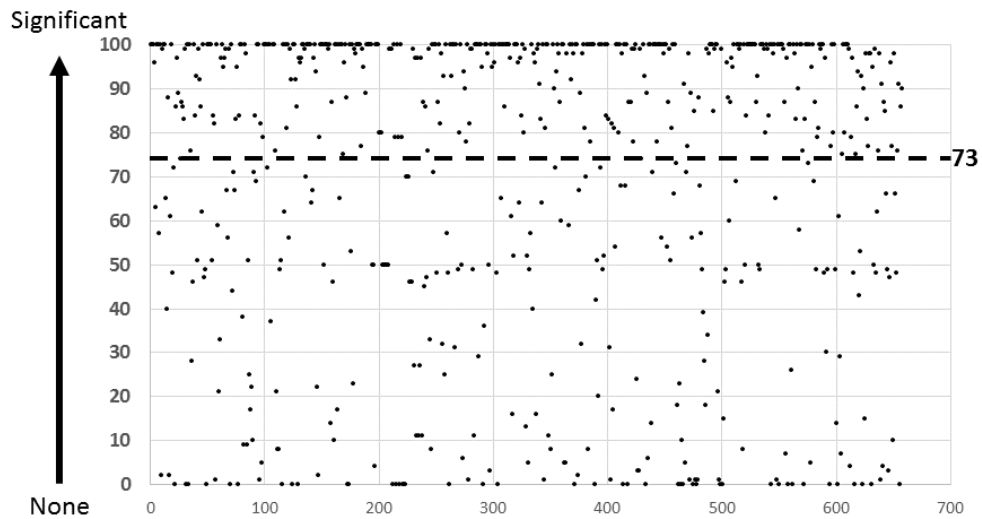
Always	21.25%
Not always, but usually more than 75% of the time	26.30%
Not always, but about HALF to 75% of the time	15.16%
Not always, but LESS THAN HALF the time	18.42%
Never	18.87%

Always	8.59%
Not always, but usually more than 75% of the time	14.96%
Not always, but about HALF to 75% of the time or more	10.96%
Not always, but LESS THAN HALF the time	17.63%
Never	47.85%

Q3-Q4 – What Happens at Home?



Q5 - Will Elimination of Plastic Bags Have a Positive Effect on Environment?



Q6 - Do You Support a Ban on Single-Use Plastic Bags?

